



HAPPY HALLOWEEN FROM THE INDIANAPOLIS MOTOR SPEEDWAY



2020 Indy 500 Logo

Carving Instructions: Tape to pumpkin and gently carve outline before removing stencil and cutting to core. Note the connect areas of the stencil.


HAPPY HALLOWEEN FROM THE INDIANAPOLIS MOTOR SPEEDWAY



2020 INDYCAR Grand Prix Logo

Carving Instructions: Tape to pumpkin and gently carve outline before removing stencil and cutting to core. Note the connect areas of the stencil.

HAPPY HALLOWEEN FROM THE INDIANAPOLIS MOTOR SPEEDWAY





IMS Logo

Carving Instructions: Tape to pumpkin and gently carve outline before removing stencil and cutting to core. Note the connect areas of the stencil.

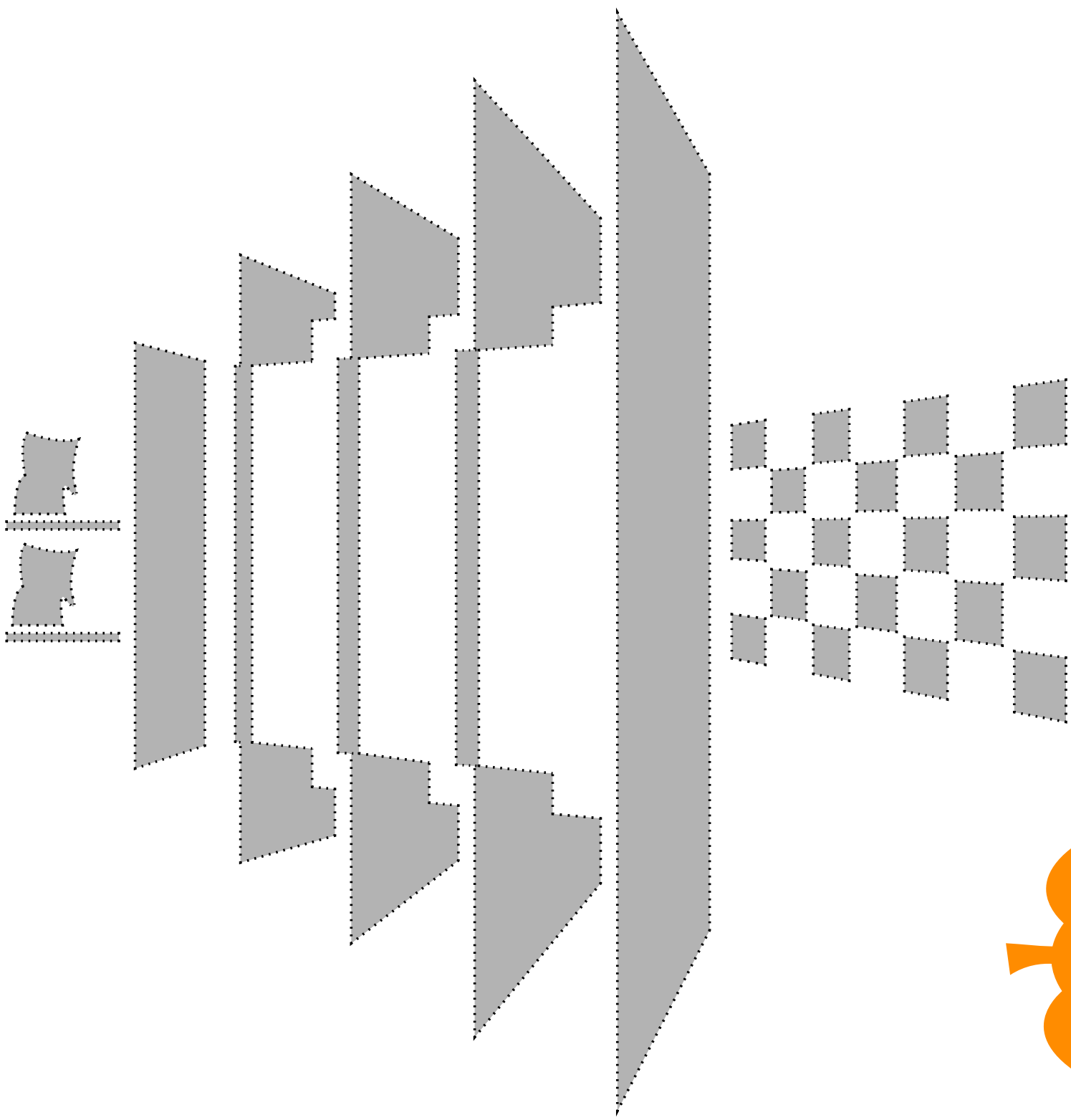


HAPPY HALLOWEEN FROM THE INDIANAPOLIS MOTOR SPEEDWAY



IMS Wing & Wheel Logo

Carving Instructions: Tape to pumpkin and gently carve outline before removing stencil and cutting to core. Note the connect areas of the stencil.



IMS Pagoda

Carving Instructions: Tape to pumpkin and gently carve outline before removing stencil and cutting to core. Note the connect areas of the stencil.

